

Institution: Great Basin College (182306)**User ID: P1823062****Completions Overview**

Welcome to the IPEDS Completions survey component. The Completions component is one of several IPEDS components that is conducted during the Fall data collection period. It collects the number of degrees and certificates awarded by field of study, level of award, race/ethnicity, and gender. The reporting period for the Completions component is during the 12-month time period beginning July 1 of the previous calendar year and ending June 30 of the current calendar year; therefore, for this year's Completions component, the reporting period is between July 1, 2013 and June 30, 2014. The Completions component is also collecting the number of students (e.g., completers) who earned awards between July 1, 2013 and June 30, 2014.

Completions Common Errors

Some common completions component errors include the following:

- Including award levels on your current year Completions that were not reported on your previous year's (PY) Institutional Characteristics (IC). [Award levels in the PY IC component cannot be changed; therefore, contact the IPEDS Help Desk at 1-877-225-2568 if you need assistance.]
- Forgetting to select CIP codes for new programs of study that are offered by the institution, but do not have completions for the reporting period.
- Forgetting to enter in zero in at least one of the cells for CIP codes that do not have completions.

Recent Changes

- The following question on **distance education** has been added to the bottom of each individual "CIP Data" screen:
"Is this program offered as a distance education program?"
- The following two screens, which collect data specifically on students were added to this component, beginning in the 2012-13 survey year:
 - **"All Completers"** - Collects the number of students who earned an award between July 1, 2013 and June 30, 2014 by gender and race/ethnicity. (The intent of this screen is to collect an **unduplicated count** of total numbers of completers.)
 - **"Completers by Level"** - Collects the number of students who earned an award between July 1, 2013 and June 30, 2014 by award level and 1) by gender; 2) by race/ethnicity; and 3) by age.
- The definition for Post-baccalaureate Certificate has changed slightly for the 2014-15 collection. The new definition is as follows: **An award that requires completion of an organized program of study beyond the bachelor's. It is designed for persons who have completed a baccalaureate degree, but does not meet the requirements of a master's degree.**

NOTE: Even though Teacher Preparation certificate programs may require a bachelor's degree for admission, they are considered sub-baccalaureate undergraduate programs, and students in these programs are undergraduate students.

General Information

CIP Codes:

The [CIP 2010 Website](#) includes a list of new CIP codes, a list of deleted CIP codes, a list of moved CIP Codes, and an online crosswalk of the 2000 CIP and 2010 CIP.

The Resources Page of the CIP 2010 website contains many valuable resources including:

- CIP 2010 Manual and copies of previous editions of the CIP Manual
- Crosswalk between the 2000 CIP codes and the 2010 CIP codes in Excel format

Keep in mind that some information provided by institutions on the Completions component appear in the [College Navigator](#), which is a major tool used by consumers searching for information about postsecondary education. It is therefore vitally important that you include accurate information about your institution.

Survey materials can be downloaded using the following link: [Survey Materials](#).

The prior year revision system can be accessed using the following link: [Prior Year Revision System](#)

CIPCODE	Award Level	Major	Gender	Non Resident Alien	Hispanic / Latino	American Indian or Alaska Native	Asian	Black or African American	Native Hawaiian or Other Pacific Islander	White	Two or more Races	Race/ ethnicity unknown	Total	distance education program
13.1001 Special Education and Teaching, General	2 - Awards of at least 1 but less than 2 academic years	1	Men	0	0	0	0	0	0	0	0	0	0	
			Women	0	0	0	0	0	0	2	0	0	2	
			Total	0	0	0	0	0	0	2	0	0	2	Yes
13.1202 Elementary Education and Teaching	3 - Associate's degree	1	Men	0	0	0	0	0	0	0	0	0	0	
			Women	0	0	0	0	0	0	0	0	0	0	
			Total	0	0	0	0	0	0	0	0	0	0	No
13.1202 Elementary Education and Teaching	5 - Bachelor's degree	1	Men	0	0	0	0	0	0	0	0	0	0	
			Women	0	0	0	0	0	0	5	0	0	5	
			Total	0	0	0	0	0	0	5	0	0	5	Yes
13.1202 Elementary Education and Teaching	6 - Postbaccalaureate certificates	1	Men	0	0	0	0	0	0	0	0	0	0	
			Women	0	0	0	0	0	0	0	0	0	0	
			Total	0	0	0	0	0	0	0	0	0	0	No
13.1205 Secondary Education and Teaching	5 - Bachelor's degree	1	Men	0	0	0	0	0	0	0	0	0	0	
			Women	0	0	0	0	0	0	1	0	0	1	
			Total	0	0	0	0	0	0	1	0	0	1	Yes
13.1205 Secondary Education and Teaching	6 - Postbaccalaureate certificates	1	Men	0	0	0	0	0	0	1	0	0	1	
			Women	0	0	0	0	0	0	0	0	0	0	
			Total	0	0	0	0	0	0	1	0	0	1	Yes
13.1210 Early Childhood Education and Teaching	2 - Awards of at least 1 but less than 2 academic years	1	Men	0	0	0	0	0	0	0	0	0	0	
			Women	0	2	1	0	0	1	5	0	0	9	
			Total	0	2	1	0	0	1	5	0	0	9	Yes
13.1210 Early Childhood Education and Teaching	3 - Associate's degree	1	Men	0	0	0	0	0	0	0	0	0	0	
			Women	1	1	1	0	0	1	5	0	0	9	
			Total	1	1	1	0	0	1	5	0	0	9	Yes
13.1305 English/Language Arts Teacher Education	5 - Bachelor's degree	1	Men	0	0	0	0	0	0	0	0	0	0	
			Women	0	0	0	0	0	0	6	0	0	6	
			Total	0	0	0	0	0	0	6	0	0	6	Yes
13.1311 Mathematics Teacher Education	5 - Bachelor's degree	1	Men	0	0	0	0	0	0	0	0	0	0	
			Women	0	0	0	0	0	0	0	0	0	0	
			Total	0	0	0	0	0	0	0	0	0	0	No
13.1317 Social Science Teacher Education	5 - Bachelor's degree	1	Men	0	0	0	0	0	0	0	0	0	0	
			Women	0	0	0	0	0	0	0	0	0	0	
			Total	0	0	0	0	0	0	0	0	0	0	No
13.1322 Biology Teacher Education	5 - Bachelor's degree	1	Men	0	0	0	0	0	0	0	0	0	0	
			Women	0	0	0	0	0	0	0	0	0	0	
			Total	0	0	0	0	0	0	0	0	0	0	No
13.1401 Teaching English as a Second or Foreign Language/ESL Language Instructor	2 - Awards of at least 1 but less than 2 academic years	1	Men	0	0	0	0	0	0	0	0	0	0	
			Women	0	0	0	0	0	0	0	0	0	0	
			Total	0	0	0	0	0	0	0	0	0	0	No
15.0303 Electrical, Electronic and Communications Engineering Technology/Technician	3 - Associate's degree	1	Men	0	6	1	1	0	0	21	1	1	31	
			Women	0	0	0	0	0	0	2	0	0	2	
			Total	0	6	1	1	0	0	23	1	1	33	No
15.0404			Men	0	4	1	0	0	0	14	0	1	20	

CIPCODE	Award Level	Major	Gender	Non Resident Alien	Hispanic / Latino	American Indian or Alaska Native	Asian	Black or African American	Native Hawaiian or Other Pacific Islander	White	Two or more Races	Race/ ethnicity unknown	Total	distance education program	
Instrumentation Technology/Technician	2 - Awards of at least 1 but less than 2 academic years	1	Women	0	0	0	0	0	0	0	0	0	0		
			Total	0	4	1	0	0	0	14	0	1	20	Yes	
15.0404 Instrumentation Technology/Technician	5 - Bachelor's degree	1	Men	0	1	0	0	0	0	5	0	0	6		
			Women	0	0	0	0	0	0	0	0	0	0		
			Total	0	1	0	0	0	0	5	0	0	6	No	
15.0612 Industrial Technology/Technician	3 - Associate's degree	1	Men	0	0	0	0	0	0	4	0	0	4		
			Women	0	0	0	0	0	0	0	0	0	0		
			Total	0	0	0	0	0	0	4	0	0	4	No	
15.0614 Welding Engineering Technology/Technician	3 - Associate's degree	1	Men	0	1	1	0	0	0	5	0	1	8		
			Women	0	1	0	0	0	0	1	0	0	2		
			Total	0	2	1	0	0	0	6	0	1	10	No	
15.0803 Automotive Engineering Technology/Technician	3 - Associate's degree	1	Men	0	5	0	0	0	0	11	1	0	17		
			Women	0	0	0	0	0	0	2	0	0	2		
			Total	0	5	0	0	0	0	13	1	0	19	No	
15.1102 Surveying Technology/Surveying	5 - Bachelor's degree	1	Men	0	0	0	0	0	0	5	0	0	5		
			Women	0	0	0	0	0	0	0	0	0	0		
			Total	0	0	0	0	0	0	5	0	0	5	Yes	
15.1399 Drafting/Design Engineering Technologies/Technicians, Other	3 - Associate's degree	1	Men	0	0	0	0	0	0	0	0	0	0		
			Women	0	0	0	0	0	0	0	0	0	0		
			Total	0	0	0	0	0	0	0	0	0	0	0	No
16.0103 Language Interpretation and Translation	2 - Awards of at least 1 but less than 2 academic years	1	Men	0	0	0	0	0	0	0	0	0	0		
			Women	0	1	0	0	0	0	0	0	0	0	1	
			Total	0	1	0	0	0	0	0	0	0	0	1	Yes
24.0101 Liberal Arts and Sciences/Liberal Studies	3 - Associate's degree	1	Men	0	3	0	0	1	0	10	0	0	14		
			Women	1	9	1	0	0	0	35	1	2	49		
			Total	1	12	1	0	1	0	45	1	2	63	Yes	
24.0102 General Studies	3 - Associate's degree	1	Men	0	0	0	0	0	0	6	0	0	6		
			Women	0	0	3	0	0	0	6	0	0	9		
			Total	0	0	3	0	0	0	12	0	0	15	Yes	
41.0000 Science Technologies/Technicians, General	3 - Associate's degree	1	Men	0	3	0	0	0	0	9	1	0	13		
			Women	0	4	1	0	0	0	23	0	1	29		
			Total	0	7	1	0	0	0	32	1	1	42	Yes	
43.0102 Corrections	3 - Associate's degree	1	Men	0	0	0	0	0	0	0	0	0	0		
			Women	0	0	0	0	0	0	2	0	0	2		
			Total	0	0	0	0	0	0	2	0	0	2	Yes	
43.0103 Criminal Justice/Law Enforcement Administration	3 - Associate's degree	1	Men	0	1	0	0	0	0	1	0	1	3		
			Women	0	0	0	0	0	0	0	0	0	0		
			Total	0	1	0	0	0	0	1	0	1	3	Yes	
43.0203 Fire Science/Fire-fighting	3 - Associate's degree	1	Men	0	0	0	0	0	0	0	0	0	0		
			Women	0	0	0	0	0	0	0	0	0	0		
			Total	0	0	0	0	0	0	0	0	0	0	0	No
44.0000 Human Services, General		1	Men	0	0	0	0	0	0	0	0	0	0		
			Women	0	0	0	0	0	0	0	3	0	0	3	

CIPCODE	Award Level	Major	Gender	Non Resident Alien	Hispanic / Latino	American Indian or Alaska Native	Asian	Black or African American	Native Hawaiian or Other Pacific Islander	White	Two or more Races	Race/ ethnicity unknown	Total	distance education program
	2 - Awards of at least 1 but less than 2 academic years		Total	0	0	0	0	0	0	3	0	0	3	Yes
44.0000 Human Services, General	3 - Associate's degree	1	Men	0	0	0	0	0	0	0	0	0	0	
			Women	0	0	0	0	0	0	3	0	0	3	
			Total	0	0	0	0	0	0	3	0	0	3	Yes
45.0101 Social Sciences, General	5 - Bachelor's degree	1	Men	0	0	0	0	0	0	2	0	0	2	
			Women	0	0	0	0	0	0	4	0	0	4	
			Total	0	0	0	0	0	0	6	0	0	6	Yes
46.0302 Electrician	1 - Awards of less than 1 academic year	1	Men	0	0	0	0	0	0	0	0	0	0	
			Women	0	0	0	0	0	0	0	0	0	0	
			Total	0	0	0	0	0	0	0	0	0	0	No
46.0302 Electrician	2 - Awards of at least 1 but less than 2 academic years	1	Men	0	8	0	1	0	0	25	1	1	36	
			Women	0	0	0	0	0	0	3	0	0	3	
			Total	0	8	0	1	0	0	28	1	1	39	No
47.0303 Industrial Mechanics and Maintenance Technology	1 - Awards of less than 1 academic year	1	Men	0	0	0	0	0	0	0	0	0	0	
			Women	0	0	0	0	0	0	0	0	0	0	
			Total	0	0	0	0	0	0	0	0	0	0	No
47.0303 Industrial Mechanics and Maintenance Technology	2 - Awards of at least 1 but less than 2 academic years	1	Men	0	2	0	0	0	0	12	0	0	14	
			Women	0	0	0	0	0	0	0	0	0	0	
			Total	0	2	0	0	0	0	12	0	0	14	No
47.0613 Medium/Heavy Vehicle and Truck Technology/Technician	2 - Awards of at least 1 but less than 2 academic years	1	Men	0	10	0	0	0	1	23	0	2	36	
			Women	0	0	0	0	0	0	2	0	0	2	
			Total	0	10	0	0	0	1	25	0	2	38	No
48.0508 Welding Technology/Welder	1 - Awards of less than 1 academic year	1	Men	0	4	2	0	0	0	15	2	0	23	
			Women	0	2	0	0	0	0	0	0	0	2	
			Total	0	6	2	0	0	0	15	2	0	25	No
48.0508 Welding Technology/Welder	2 - Awards of at least 1 but less than 2 academic years	1	Men	0	4	1	0	0	0	10	1	1	17	
			Women	0	1	0	0	0	0	0	0	0	1	
			Total	0	5	1	0	0	0	10	1	1	18	No
51.0708 Medical Transcription/Transcriptionist	1 - Awards of less than 1 academic year	1	Men	0	0	0	0	0	0	0	0	0	0	
			Women	0	0	0	0	0	0	0	0	0	0	
			Total	0	0	0	0	0	0	0	0	0	0	No
51.0708 Medical Transcription/Transcriptionist	2 - Awards of at least 1 but less than 2 academic years	1	Men	0	0	0	0	0	0	0	0	0	0	
			Women	0	0	0	0	0	0	1	0	1	2	
			Total	0	0	0	0	0	0	1	0	1	2	Yes
51.0713 Medical Insurance Coding Specialist/Coder	1 - Awards of less than 1 academic year	1	Men	0	0	0	0	0	0	0	0	0	0	
			Women	0	2	2	0	0	0	6	1	0	11	
			Total	0	2	2	0	0	0	6	1	0	11	Yes
51.0713 Medical Insurance Coding Specialist/Coder		1	Men	0	0	0	0	0	0	0	0	0	0	
			Women	0	1	1	0	0	0	0	2	0	4	
			Total	0	1	1	0	0	0	0	2	0	4	Yes

CIPCODE	Award Level	Major	Gender	Non Resident Alien	Hispanic / Latino	American Indian or Alaska Native	Asian	Black or African American	Native Hawaiian or Other Pacific Islander	White	Two or more Races	Race/ ethnicity unknown	Total	distance education program
	2 - Awards of at least 1 but less than 2 academic years													
51.0904 Emergency Medical Technology/Technician (EMT Paramedic)	1 - Awards of less than 1 academic year	1	Men	0	1	0	0	0	0	7	1	2	11	
			Women	0	3	0	0	0	0	5	0	0	8	
			Total	0	4	0	0	0	0	12	1	2	19	No
51.0910 Diagnostic Medical Sonography/Sonographer and Ultrasound Technician	2 - Awards of at least 1 but less than 2 academic years	1	Men	0	0	0	0	0	0	0	0	0	0	
			Women	0	0	0	0	0	0	0	0	0	0	
			Total	0	0	0	0	0	0	0	0	0	0	No
51.0911 Radiologic Technology/Science - Radiographer	3 - Associate's degree	1	Men	0	0	0	0	0	0	3	0	0	3	
			Women	0	1	2	0	0	0	2	1	0	6	
			Total	0	1	2	0	0	0	5	1	0	9	No
51.1501 Substance Abuse/Addiction Counseling	2 - Awards of at least 1 but less than 2 academic years	1	Men	0	1	0	0	0	0	0	0	0	1	
			Women	0	1	0	0	0	0	4	0	0	5	
			Total	0	2	0	0	0	0	4	0	0	6	Yes
51.3801 Registered Nursing/Registered Nurse	3 - Associate's degree	1	Men	0	0	0	0	0	0	1	1	0	2	
			Women	0	2	0	0	0	0	13	0	0	15	
			Total	0	2	0	0	0	0	14	1	0	17	No
51.3801 Registered Nursing/Registered Nurse	5 - Bachelor's degree	1	Men	0	0	0	0	0	0	2	0	0	2	
			Women	0	1	1	0	0	0	11	0	0	13	
			Total	0	1	1	0	0	0	13	0	0	15	Yes
51.3902 Nursing Assistant/Aide and Patient Care Assistant/Aide	1 - Awards of less than 1 academic year	1	Men	0	3	0	0	0	0	4	1	0	8	
			Women	0	13	2	7	1	2	60	1	6	92	
			Total	0	16	2	7	1	2	64	2	6	100	No
52.0201 Business Administration and Management, General	2 - Awards of at least 1 but less than 2 academic years	1	Men	0	2	0	0	2	0	3	0	0	7	
			Women	0	1	1	0	0	0	14	1	0	17	
			Total	0	3	1	0	2	0	17	1	0	24	Yes
52.0201 Business Administration and Management, General	3 - Associate's degree	1	Men	0	2	0	0	0	0	1	0	0	3	
			Women	0	1	1	0	0	0	11	1	0	14	
			Total	0	3	1	0	0	0	12	1	0	17	Yes
52.0201 Business Administration and Management, General	5 - Bachelor's degree	1	Men	0	1	0	0	0	0	2	0	0	3	
			Women	0	2	0	0	0	0	9	0	1	12	
			Total	0	3	0	0	0	0	11	0	1	15	Yes
52.0302 Accounting Technology/Technician and Bookkeeping	2 - Awards of at least 1 but less than 2 academic years	1	Men	0	0	0	0	0	0	0	0	0	0	
			Women	0	1	0	0	0	0	5	0	0	6	
			Total	0	1	0	0	0	0	5	0	0	6	Yes
52.0302 Accounting Technology/Technician and Bookkeeping	3 - Associate's degree	1	Men	0	0	0	0	0	0	0	0	0	0	
			Women	0	0	0	1	0	0	4	0	0	5	
			Total	0	0	0	1	0	0	4	0	0	5	Yes
52.0407		1	Men	0	0	0	0	0	0	0	0	0	0	
			Women	0	0	1	0	0	0	7	0	1	9	

CIPCODE	Award Level	Major	Gender	Non Resident Alien	Hispanic / Latino	American Indian or Alaska Native	Asian	Black or African American	Native Hawaiian or Other Pacific Islander	White	Two or more Races	Race/ ethnicity unknown	Total	distance education program
Business/Office Automation/Technology/Data Entry	2 - Awards of at least 1 but less than 2 academic years		Total	0	0	1	0	0	0	7	0	1	9	Yes
52.0408 General Office Occupations and Clerical Services	3 - Associate's degree	1	Men	0	0	0	0	0	0	0	0	0	0	
			Women	0	0	0	0	0	0	4	0	1	5	
			Total	0	0	0	0	0	0	4	0	1	5	Yes
52.0701 Entrepreneurship/Entrepreneurial Studies	2 - Awards of at least 1 but less than 2 academic years	1	Men	0	0	0	0	0	0	1	0	0	1	
			Women	0	1	0	0	0	0	0	0	0	1	
			Total	0	1	0	0	0	0	1	0	0	2	Yes
52.0701 Entrepreneurship/Entrepreneurial Studies	3 - Associate's degree	1	Men	0	0	0	0	0	0	1	0	0	1	
			Women	0	1	0	0	0	0	0	0	0	1	
			Total	0	1	0	0	0	0	1	0	0	2	Yes
52.1001 Human Resources Management/Personnel Administration, General	2 - Awards of at least 1 but less than 2 academic years	1	Men	0	0	0	0	0	0	0	0	0	0	
			Women	0	1	0	0	0	0	2	0	0	3	
			Total	0	1	0	0	0	0	2	0	0	3	Yes
52.1501 Real Estate	1 - Awards of less than 1 academic year	1	Men	0	0	0	0	0	0	1	0	0	1	
			Women	0	2	1	0	0	0	5	0	1	9	
			Total	0	2	1	0	0	0	6	0	1	10	Yes

PY Grand Total Men		0	38	8	0	1	2	157	0	7		213
PY Grand Total Women		0	25	9	3	3	0	159	0	11		210
PY Grand Total		0	63	17	3	4	2	316	0	18		423


All Completers

Institutions must report the following information. (Some data will be pre-populated from the completions by CIP code data.)

All Completers

Number of students by gender and race and ethnicity earning an award between July 1, 2013 and June 30, 2014. Count each student only once, regardless of how many awards he/she earned. The intent of this screen is to collect an unduplicated count of total numbers of *completers*.

- Report Hispanic/Latino individuals of any race as Hispanic/Latino
- Report race for non-Hispanic/Latino individuals only

	Men		Women		Total Students
	Number of Students	Total Awards	Number of Students	Total Awards	
<u>Nonresident alien</u>	<input type="text" value="0"/>	0	<input type="text" value="2"/>	2	2
<u>Hispanic/Latino</u>	<input type="text" value="44"/>	63	<input type="text" value="46"/>	56	90
<u>American Indian or Alaska Native</u>	<input type="text" value="2"/>	6	<input type="text" value="17"/>	21	19
<u>Asian</u>	<input type="text" value="1"/>	2	<input type="text" value="8"/>	8	9
<u>Black or African American</u>	<input type="text" value="3"/>	3	<input type="text" value="1"/>	1	4
<u>Native Hawaiian or Other Pacific Islander</u>	<input type="text" value="1"/>	1	<input type="text" value="3"/>	4	4
<u>White</u>	<input type="text" value="145"/>	208	<input type="text" value="243"/>	287	388
<u>Two or more races</u>	<input type="text" value="6"/>	10	<input type="text" value="6"/>	8	12
<u>Race and ethnicity unknown</u>	<input type="text" value="8"/>	10	<input type="text" value="13"/>	14	21
TOTAL	210	303	 339	401	549
PY TOTAL	157		176		333

Completers by Level

Institutions must report the following information. This screen will be shown for each of the following award categories for which completions have been reported:

- Less than 1-year certificates
- At least 1 but less than 4-year certificates
- Associate's degrees
- Bachelor's degrees
- Master's degrees
- Doctor's degrees
- Postbaccalaureate and post-master's certificates

Less than 1-year certificates

Number of students by gender, by race and ethnicity, and by age earning this award between July 1, 2013 and June 30, 2014. Each student should be counted once per award level. For example, if a student earned a master's degree and a doctor's degree, he/she should be counted once in master's and once in doctor's. A student earning two master's degrees should be counted only once.

- Report Hispanic/Latino individuals of any race as Hispanic/Latino
- Report race for non-Hispanic/Latino individuals only

	Number of Students	Total Awards
By Gender		
Men	34	45
Women	126	130
TOTAL	160	175
PY TOTAL		
By Race/Ethnicity		
<u>Nonresident alien</u>	0	0
<u>Hispanic/Latino</u>	25	30
<u>American Indian or Alaska Native</u>	8	9
<u>Asian</u>	7	7
<u>Black or African American</u>	1	1
<u>Native Hawaiian or Other Pacific Islander</u>		2

	<input type="text" value="2"/>	
<u>White</u>	<input type="text" value="103"/>	111
Two or more races	<input type="text" value="5"/>	6
<u>Race and ethnicity unknown</u>	<input type="text" value="9"/>	9
TOTAL	160	175

--	--	--

By Age		
Under 18	<input type="text" value="1"/>	
18-24	<input type="text" value="61"/>	
25-39	<input type="text" value="67"/>	
40 and Above	<input type="text" value="31"/>	
Age Unknown	<input type="text" value="0"/>	
TOTAL	160	175

Completers by Level


Institutions must report the following information. This screen will be shown for each of the following award categories for which completions have been reported:

- Less than 1-year certificates
- At least 1 but less than 4-year certificates
- Associate's degrees
- Bachelor's degrees
- Master's degrees
- Doctor's degrees
- Postbaccalaureate and post-master's certificates

At least 1 but less than 4-year certificates

Number of students by gender, by race and ethnicity, and by age earning this award between July 1, 2013 and June 30, 2014. Each student should be counted once per award level. For example, if a student earned a master's degree and a doctor's degree, he/she should be counted once in master's and once in doctor's. A student earning two master's degrees should be counted only once.

- Report Hispanic/Latino individuals of any race as Hispanic/Latino
- Report race for non-Hispanic/Latino individuals only

	Number of Students	Total Awards
By Gender		
Men	<input type="text" value="129"/>	132
Women	<input type="text" value="65"/>	68
TOTAL	 194	200
PY TOTAL	69	

By Race/Ethnicity

<u>Nonresident alien</u>	<input type="text" value="0"/>	0
<u>Hispanic/Latino</u>	<input type="text" value="40"/>	41
<u>American Indian or Alaska Native</u>	<input type="text" value="6"/>	6
<u>Asian</u>	<input type="text" value="1"/>	1
<u>Black or African American</u>	<input type="text" value="2"/>	2

<u>Native Hawaiian or Other Pacific Islander</u>	<input type="text" value="2"/>	2
<u>White</u>	<input type="text" value="131"/>	136
Two or more races	<input type="text" value="5"/>	5
<u>Race and ethnicity unknown</u>	<input type="text" value="7"/>	7
TOTAL	194	200

 **By Age**

Under 18	<input type="text" value="0"/>	
18-24	<input type="text" value="108"/>	
25-39	<input type="text" value="68"/>	
40 and Above	<input type="text" value="18"/>	
Age Unknown	<input type="text" value="0"/>	
TOTAL	194	200

Completers by Level

Institutions must report the following information. This screen will be shown for each of the following award categories for which completions have been reported:

- Less than 1-year certificates
- At least 1 but less than 4-year certificates
- Associate's degrees
- Bachelor's degrees
- Master's degrees
- Doctor's degrees
- Postbaccalaureate and post-master's certificates

Associate's degrees

Number of students by gender, by race and ethnicity, and by age earning this award between July 1, 2013 and June 30, 2014. Each student should be counted once per award level. For example, if a student earned a master's degree and a doctor's degree, he/she should be counted once in master's and once in doctor's. A student earning two master's degrees should be counted only once.

- Report Hispanic/Latino individuals of any race as Hispanic/Latino
- Report race for non-Hispanic/Latino individuals only

	Number of Students	Total Awards
By Gender		
Men	<input type="text" value="99"/>	106
Women	<input type="text" value="153"/>	160
TOTAL	252	266
PY TOTAL	222	

By Race/Ethnicity

<u>Nonresident alien</u>	<input type="text" value="2"/>	2
<u>Hispanic/Latino</u>	<input type="text" value="41"/>	42
<u>American Indian or Alaska Native</u>	<input type="text" value="10"/>	11
<u>Asian</u>	<input type="text" value="2"/>	2
<u>Black or African American</u>	<input type="text" value="1"/>	1
<u>Native Hawaiian or Other Pacific Islander</u>		1

	<input type="text" value="1"/>	
<u>White</u>	<input type="text" value="181"/>	193
Two or more races	<input type="text" value="7"/>	7
<u>Race and ethnicity unknown</u>	<input type="text" value="7"/>	7
TOTAL	252	266

 **By Age**

Under 18	<input type="text" value="0"/>	
18-24	<input type="text" value="126"/>	
25-39	<input type="text" value="103"/>	
40 and Above	<input type="text" value="23"/>	
Age Unknown	<input type="text" value="0"/>	
TOTAL	252	266

Completers by Level


Institutions must report the following information. This screen will be shown for each of the following award categories for which completions have been reported:

- Less than 1-year certificates
- At least 1 but less than 4-year certificates
- Associate's degrees
- Bachelor's degrees
- Master's degrees
- Doctor's degrees
- Postbaccalaureate and post-master's certificates

Bachelor's degrees

Number of students by gender, by race and ethnicity, and by age earning this award between July 1, 2013 and June 30, 2014. Each student should be counted once per award level. For example, if a student earned a master's degree and a doctor's degree, he/she should be counted once in master's and once in doctor's. A student earning two master's degrees should be counted only once.

- Report Hispanic/Latino individuals of any race as Hispanic/Latino
- Report race for non-Hispanic/Latino individuals only

	Number of Students	Total Awards
By Gender		
Men	<input type="text" value="19"/>	19
Women	<input type="text" value="43"/>	43
TOTAL	 62	62
PY TOTAL	39	

By Race/Ethnicity

<u>Nonresident alien</u>	<input type="text" value="0"/>	0
<u>Hispanic/Latino</u>	<input type="text" value="6"/>	6
<u>American Indian or Alaska Native</u>	<input type="text" value="1"/>	1
<u>Asian</u>	<input type="text" value="0"/>	0
<u>Black or African American</u>	<input type="text" value="0"/>	0

<u>Native Hawaiian or Other Pacific Islander</u>	<input type="text" value="0"/>	0
<u>White</u>	<input type="text" value="54"/>	54
Two or more races	<input type="text" value="0"/>	0
<u>Race and ethnicity unknown</u>	<input type="text" value="1"/>	1
TOTAL	62	62

 **By Age**

Under 18	<input type="text" value="0"/>	
18-24	<input type="text" value="13"/>	
25-39	<input type="text" value="39"/>	
40 and Above	<input type="text" value="10"/>	
Age Unknown	<input type="text" value="0"/>	
TOTAL	62	62

Completers by Level

Institutions must report the following information. This screen will be shown for each of the following award categories for which completions have been reported:

- Less than 1-year certificates
- At least 1 but less than 4-year certificates
- Associate's degrees
- Bachelor's degrees
- Master's degrees
- Doctor's degrees
- Postbaccalaureate and post-master's certificates

Postbaccalaureate and post-master's certificates

Number of students by gender, by race and ethnicity, and by age earning this award between July 1, 2013 and June 30, 2014. Each student should be counted once per award level. For example, if a student earned a master's degree and a doctor's degree, he/she should be counted once in master's and once in doctor's. A student earning two master's degrees should be counted only once.

- Report Hispanic/Latino individuals of any race as Hispanic/Latino
- Report race for non-Hispanic/Latino individuals only

	Number of Students	Total Awards
By Gender		
Men	<input type="text" value="1"/>	1
Women	<input type="text" value="0"/>	0
TOTAL	1	1
PY TOTAL	3	

By Race/Ethnicity

<u>Nonresident alien</u>	<input type="text" value="0"/>	0
<u>Hispanic/Latino</u>	<input type="text" value="0"/>	0
<u>American Indian or Alaska Native</u>	<input type="text" value="0"/>	0
<u>Asian</u>	<input type="text" value="0"/>	0
<u>Black or African American</u>	<input type="text" value="0"/>	0
<u>Native Hawaiian or Other Pacific Islander</u>		0

	<input type="text" value="0"/>	
<u>White</u>	<input type="text" value="1"/>	1
Two or more races	<input type="text" value="0"/>	0
<u>Race and ethnicity unknown</u>	<input type="text" value="0"/>	0
TOTAL	1	1

--	--	--

By Age		
Under 18	<input type="text" value="0"/>	
18-24	<input type="text" value="0"/>	
25-39	<input type="text" value="0"/>	
40 and Above	<input type="text" value="1"/>	
Age Unknown	<input type="text" value="0"/>	
TOTAL	1	1

Prepared by

This survey component was prepared by:

<input type="radio"/>	Keyholder	<input type="radio"/>	SFA Contact	<input type="radio"/>	HR Contact
<input type="radio"/>	Finance Contact	<input type="radio"/>	Academic Library Contact	<input type="radio"/>	Other

Name:

Email:

How long did it take to prepare this survey component?	<input type="text"/>	hours	<input type="text"/>	minutes
--	----------------------	-------	----------------------	---------

The name of the preparer is being collected so that we can follow up with the appropriate person in the event that there are questions concerning the data. The Keyholder will be copied on all email correspondence to other preparers.

The time it took to prepare this component is being collected so that we can continue to improve our estimate of the reporting burden associated with IPEDS. Please include in your estimate the time it took for you to review instructions, query and search data sources, complete and review the component, and submit the data through the Data Collection System.

Thank you for your assistance.

Summary

IPEDS collects important information regarding your institution. All data reported in IPEDS survey components become available in the IPEDS Data Center and appear as aggregated data in various Department of Education reports. Additionally, some of the reported data appears specifically for your institution through the College Navigator website and is included in your institution's Data Feedback Report (DFR). The purpose of this summary is to provide you an opportunity to view some of the data that, when accepted through the IPEDS quality control process, will appear on the College Navigator website and/or your DFR. College Navigator is updated approximately three months after the data collection period closes and Data Feedback Reports will be available through the [Data Center](#) and sent to your institution's CEO in November 2015.

Please review your data for accuracy. If you have questions about the data displayed below after reviewing the data reported on the survey screens, please contact the IPEDS Help Desk at: 1-877-225-2568 or ipedshelp@rti.org.

Summary of Completions Data

Award Level	Number of Completions	
	1 st major	2 nd major
<u>Postsecondary award, certificate, or diploma (less than 1 academic year)</u>	175	0
<u>Postsecondary award, certificate, or diploma (at least 1 but less than 2 academic years)</u>	200	0
<u>Associate's degree</u>	266	0
<u>Bachelors degree or equivalent</u>	62	0
<u>Postbaccalaureate certificate</u>	1	0
Total number of degrees and certificates	704	

Summary of Completers Data

	Number of Students		
	Men	Women	Total
All Completers	210	339	549

Completions

Great Basin College (182306)

Source	Description	Severity	Resolved	Options
Global Edits				
Perform Edits	Current year completions (36) are outside the expected range when compared to completions reported in the prior year (20) for: Women, 2-digit field (52), award level (2). Please correct your data or explain. (Error #10505)	Explanation	Yes	
Reason:	We had twice the number of completers at this level in this CIP code this year compared to last year. The data are accurate.			
Screen: Completers- All Completers				
Screen Entry	The total number of Women completers (339) is outside the expected range when compared to the prior year value. Please correct your data or contact the IPEDS Help Desk for assistance. (Error #10583)	Explanation	Yes	
Reason:	Prior year did not include certificates of less than one year.			
Screen: Completers- At least 1 but less than 4-year certificates				
Screen Entry	The total number of completers (Men + Women) reported for this award level (194) is outside the expected range when compared to the prior year value. Please correct your data or contact the IPEDS Help Desk for assistance. (Error #10584)	Explanation	Yes	
Reason:	Prior year data are in error. Plan to re-submit prior year data.			
Screen: Completers- Bachelor's degrees				
Screen Entry	The total number of completers (Men + Women) reported for this award level (62) is outside the expected range when compared to the prior year value. Please correct your data or contact the IPEDS Help Desk for assistance. (Error #10584)	Explanation	Yes	
Reason:	This year's data are correct and last year's data may be correct, but we plan to re-submit corrected data for last year. Small numbers do impact expected range of outcomes.			